

Name _____

3/6/15 – 3/12/15

4th Grade Newsletter

What We're Learning

Reading

- The Pink Dolphin of the Amazon
- Compare and Contrast

Math

- Division
- Equivalent Fractions

Writing

- Persuasive Writing

Science/S.S.

- Native Americans of Oregon

Homework

Reading

- Read 20 minutes each night.
Complete your reading log activity

Spelling

- Take your spelling pre-test
- Study your spelling words to prepare for a test on Friday

Math

- Complete any homework from your math group

How to Reach Me

Email:

laram@banks.k12.or.us
sueha@banks.k12.or.us
shannons@banks.k12.or.us

4th Grade Website

Banksfourthgrade.weebly.com

Upcoming Events

No School Mar. 13

Grading Day

Spelling Pre-Test

Have an adult give you a pre-test to see how many words to study each week.

If you miss more than 5 words	Study 10 words for your spelling test
If you miss 1-5 words	Study 20 words for your spelling test
If you spell all words correctly	Study 25 words for your spelling test

1. _____

11. _____

2. _____

12. _____

3. _____

13. _____

4. _____

14. _____

5. _____

15. _____

6. _____

16. _____

7. _____

17. _____

8. _____

18. _____

9. _____

19. _____

10. _____

20. _____

Name: _____

List D-21: Letters Q and X

Spelling List 21

- | | | |
|----------------|-------|-------|
| 1. quickly | _____ | _____ |
| 2. quietly | _____ | _____ |
| 3. earthquake | _____ | _____ |
| 4. squeal | _____ | _____ |
| 5. squeaky | _____ | _____ |
| 6. squirming | _____ | _____ |
| 7. quite | _____ | _____ |
| 8. quality | _____ | _____ |
| 9. squid | _____ | _____ |
| 10. quotations | _____ | _____ |
| 11. quack | _____ | _____ |
| 12. quitting | _____ | _____ |
| 13. except | _____ | _____ |
| 14. expert | _____ | _____ |
| 15. exiting | _____ | _____ |
| 16. examples | _____ | _____ |
| 17. textbook | _____ | _____ |
| 18. Mexico | _____ | _____ |
| 19. taxes | _____ | _____ |
| 20. extremely | _____ | _____ |


Bonus Word

★ extraordinary _____

Name: _____ Spelling List 21: Make a Word Search

Directions: Make your own word search puzzle. Hide your spelling words in the grid.
Have a friend solve the puzzle.

Spelling List 21



earthquake	extraordinary	quickly	squeaky	textbook
examples	extremely	quietly	squeal	
except	Mexico	quite	squid	
exiting	quack	quitting	squirming	
expert	quality	quotations	taxes	

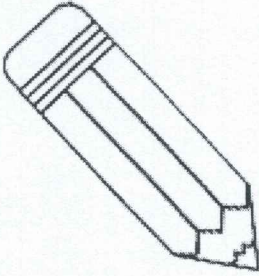
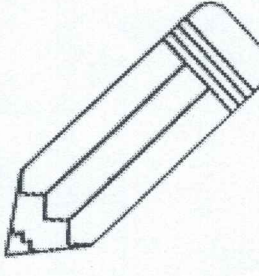

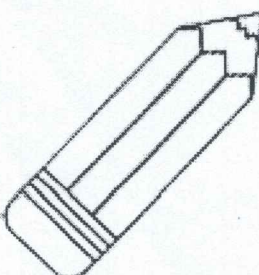
Word Work Spelling Choices

<p style="text-align: center;"><u>Rhyming Words</u></p> <p>Write each spelling word in your notebook. Then come up with a rhyming word for each one</p> <p>Example: cries tries</p>	<p style="text-align: center;"><u>Across and Down</u></p> <p>Write each word across and down, starting with the beginning letter</p> <p>Example: w h e n h e n</p>	<p style="text-align: center;"><u>Spelling Rainbows</u></p> <p>Write each word first in pencil. Then trace over each word three times using a DIFFERENT color each time you trace.</p>
<p style="text-align: center;"><u>ABC Order</u></p> <p>Write your words in ABC order.</p> <p>For an extra bonus, write your words in backwards ABC order.</p>	<p style="text-align: center;"><u>Backwards Words</u></p> <p>Write each of your words forwards and then backwards. Write neatly!</p> <p>Example: beautiful lufituaeb</p>	<p style="text-align: center;"><u>Pyramid Writing</u></p> <p>Build word pyramids with each of your spelling words by adding a letter on each row.</p> <p>Example: home h ho hom home</p>
<p style="text-align: center;"><u>Squiggly Spelling</u></p> <p>You are going to write your words two times. First write them in squiggly letters. Then write them in regular letters using your best handwriting.</p>	<p style="text-align: center;"><u>Bubble Letters</u></p> <p>Write each of your spelling words in bubble letters. After you write them you can color them in.</p>	<p style="text-align: center;"><u>Secret Code Spelling</u></p> <p>Write each spelling word correctly using letters. Then use the secret code to write each spelling word in symbols.</p>
<p style="text-align: center;"><u>Spelling Scramble</u></p> <p>Write each spelling word with the letters scrambled up. Leave them alone until TOMORROW and then unscramble your words.</p>	<p style="text-align: center;"><u>Goofy Spelling Story</u></p> <p>Write a goofy spelling story using each of your spelling words. Be sure to <u>UNDERLINE</u> the words in the story.</p>	<p style="text-align: center;"><u>Connect the Dots</u></p> <p>Write each of your spelling words in dots. Then connect the dots by tracing over them in color.</p>

A series of horizontal lines, likely representing a list or a set of data points, spanning the width of the page. The lines are evenly spaced and extend across most of the page's width.

Reading Log Cootie

Directions 1) Color each pencil a different color 2) Fold up your Cootie 3) Pick a pencil and spell its color while you open and close the cootie once for each letter in the color 4) Pick a number and open and close the right number of times 5) Pick a number and open the panel under the number 6) Answer the question on a lined sheet of paper. Write in complete sentences!

	<p>1</p> <p>Pick a piece of dialogue and explain how it helps you understand the characters and their actions.</p>	<p>2</p> <p>What problems did the characters face in the chapter? How were they resolved?</p>	
<p>8</p> <p>Describe the setting of the story. Include descriptive details that support time and place.</p>		<p>3</p> <p>Pick two characters from the story and explain how they're alike and how they're different.</p>	
<p>7</p> <p>Describe a major event that happened in the chapter. What key details support this event?</p>	<p>4</p> <p>Write 4 questions you would ask the main character.</p>	<p>5</p> <p>Write 4 unfamiliar words from the chapter. Explain the clues that helped you figure out the meaning.</p>	
	<p>6</p> <p>Summarize the last chapter you read in your own words.</p>	<p>9</p>	